

Windsor Stone

Available in NSW/ACT, VIC, QLD

adbri MASONRY
working together



Recommended For



Curved Walls



Straight Walls



Garden Edging



Steps

Create retaining and garden walls to 1 metre in height without reinforcement with DIY friendly Windsor Stone blocks. With a rear lip locking system to make stacking blocks even easier, you can effortlessly build great looking concave, convex and curved walls! Windsor Stone can be installed on traditional compacted road base footings, a concrete levelling pad or the Torpedo™ Base Block for quick and easy footings!

When building reinforced gravity walls, always check with your local council before construction!




FEATURES

- ✓ Crunched stone-like face texture for natural aesthetic appeal
- ✓ Each block includes rear locking lip for easy DIY building
- ✓ Build unreinforced walls to 1040mm (seek council approval)

COLOUR OPTIONS

Charcoal



Oatmeal



Sunstone



Due to natural variations in aggregates, colour tones may vary from batch to batch.

Whilst these swatches provide a good indication of the products colour, you should always sight product samples before use.



AVAILABLE SIZES



Windsor Stone

26 units per m²

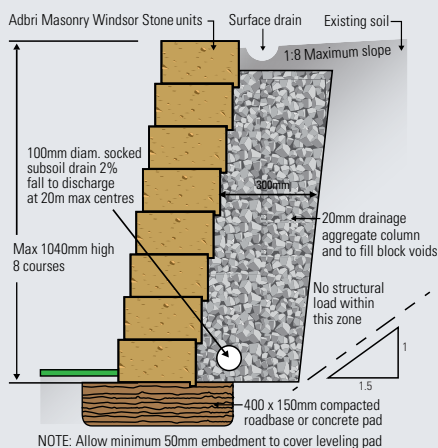
Maximum non reinforced height 1040mm + Cap (8 courses)

TECHNICAL INFORMATION

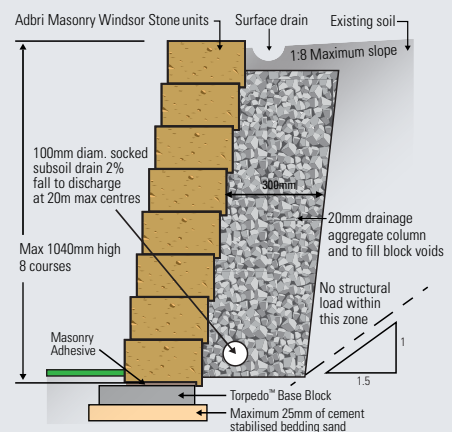
Range	Size (mm) L x D x H	No. per m ²	No. per tonne	No. per pallet	Colours
Windsor Stone	295 x 203 x 130	26	72	120	Charcoal Oatmeal Sunstone

FOUNDATION OPTIONS AND GENERAL INSTALL GUIDE

TYPICAL CROSS SECTION



TORPEDO™ BASE CROSS SECTION




NOTE: Always seek advice and designs from a qualified engineer when building a wall which exceeds the stated maximum unreinforced gravity heights and where soil conditions or load pressures are unknown.

BRICKS

BESSER® BLOCKS

PAVERS

RETAINING WALLS



1300 365 565 | www.adbrimasonry.com.au

ABN: 31 009 687 521 | ISSUE DATE: 03/2018

adbriMASONRY
working together